

Thank you for your enquiry with iBuild. To help us ensure we are providing you with the right product and the best price available please answer the following ESSENTIAL questions. You can return this form by email or mail to iBuild Estimation Manager, 5a Hartnett Close, Mulgrave, VIC 3170.

**1 CONTACT DETAILS**

<b>Name</b>	<b>Phone</b>		
<b>Email</b>	<b>iBuild Rep.</b>	<b>Date</b>	
<b>Site Address</b>			
<b>Suburb</b>	<b>State</b>	<b>Postcode</b>	
<b>Do you own the land already?</b>	Yes	No I'm expecting to purchase in	x months

**2 PROJECT DETAILS**

**Describe your proposed project:** (E.g. Residential, warehouse, mobile office, retail, worker/tourist accommodation) (notes)

**DIY/DIFY:** Do you want to manage the assembly of your new development (DIY) or would you prefer us to arrange installation for you (DIFY)?

	<b>DIY (Do it yourself)</b>	<b>DIFY (Do it for you)</b> (subject to builder availability)	
<b>Which iBuild series have you chosen?</b>	<b>Conventional Build</b> (traditional build with timber/steel frame, materials 100% sourced in Australia)	<b>Modular Build</b> (flatpack delivery with core structure pack and Bunning's companion pack)	<b>Modular Build</b> (volumetric typically with kitchen/bathroom, built in a factory)
	<a href="#">Kit Homes</a>	<a href="#">TransPack</a>	<a href="#">InstantSlide</a>
		<a href="#">LekoFly</a>	<a href="#">ButterFly</a>
			Custom Transportable
<b>Which iBuild design have you chosen?</b>	Standard iBuild Design	Standard iBuild Design w/ Minor Changes (please include floor plan w/ client markings)	Custom Plan (conditions apply*)
		(Design Chosen)	

**Describe your site:** (E.g. Flat and access is great or sloping ground? For the modular build, how is the site access for likely crane operation?) (notes)

<b>Council Approval:</b>	Not Required	Handling Myself	<a href="#">Request iBuild's Affiliated Approvals Service</a>
<b>Delivery:</b>	3-6 Months	6-12 Months	12+ Months

**Budget:** (notes)

<b>How will you fund the project?</b>	Funds available I can provide proof of funds	Finance approved	<a href="#">Refer me to iBuild Affiliated Finance Team to obtain finance, or review whether my current finance is suitable.</a>
---------------------------------------	--	------------------	---

### 3 OPTIONAL DESIGN QUESTIONS

Please let us know as much information as you can about your plans for your new dwelling and our design and technical team will work with you to bring your plans into reality!

<b>Building Envelop:</b>	Determined by Site Plan (other)		
<b>Slope of Site:</b>	Determined by Site Plan (other)		
<b>Snow Loading:</b>	No (other)		
<b>Heritage Area:</b>	Yes	No	
<b>Bush Fire Zoning:</b>	BAL-LOW BAL-29	BAL-12.5 BAL-40	BAL-19 FZ
<b>Wind Rating:</b>	N1 N4 C3	N2 C1 C4	N3 C2
<b>Main Features:</b> (Please include no.)	x Storeys	x Bedrooms	x Bathrooms
<b>Sub Floor:</b>	Concrete Slab	Elevated timber sub floor	Elevated steel sub floor (please specify off ground floor level)

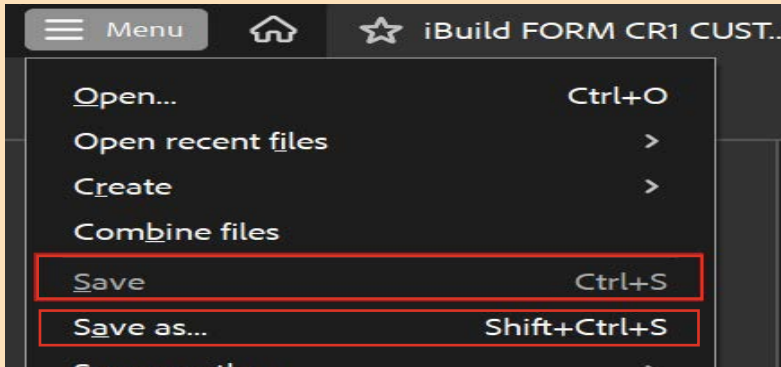
### 4 NOTES / COMMENTS

(please include any additional notes relevant to your project)

**You can return this form by email ([info@i-build.com.au](mailto:info@i-build.com.au)) or mail to iBuild Estimation Manager (5a Hartnett Close, Mulgrave, VIC 3170).**

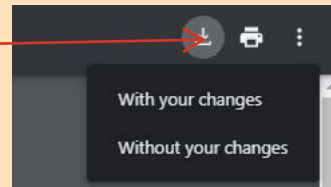
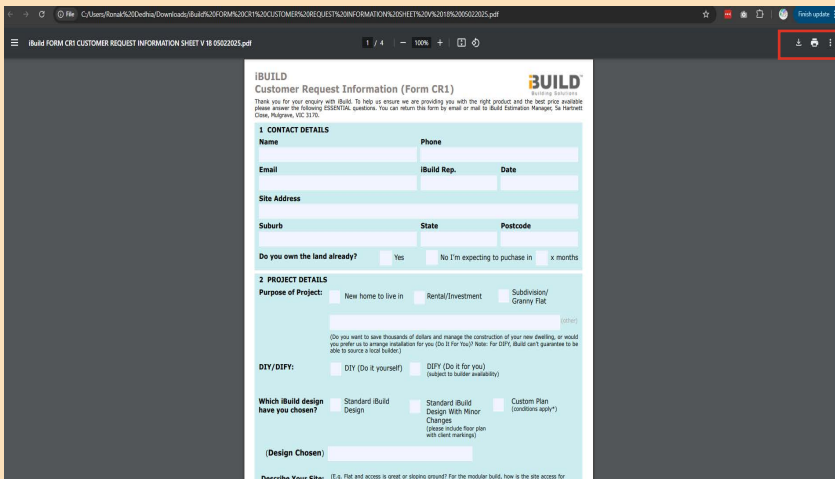
**Note: Before closing, save this Form. See next page for instructions.**

If the form is opened in an browser or adobe acrobat, Please follow these steps shown below to save it:  
ADOBE ACROBAT



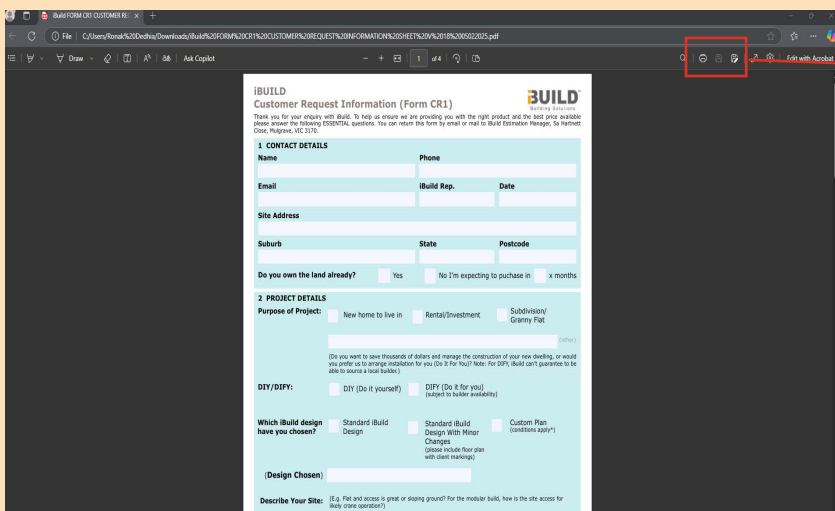
1. Click the menu button in the top-left corner, as shown in the image on the left.
2. Select "Save As" and choose a location.
3. Click "Save" to store the file.

GOOGLE CHROME BROWSER



1. Click the Download icon.
2. Select "With your changes" to save the filled form.
3. Choose a location and save the file.

MICROSOFT EDGE BROWSER



1. Click the Save icon at the top-right corner of the browser.
2. Alternatively, click the pen icon (the last icon in the row) next to the Save icon. This will save the form with all the changes you made.
3. Choose a location on your device and click Save to keep your changes.

Note: Once saved, you can send the completed form to iBuild via email or to the respective salesperson you have been in touch.