

Thank you for your enquiry with iBuild. To help us ensure we are providing you with the right product and the best price available please answer the following ESSENTIAL questions. You can return this form by email or mail to iBuild Estimation Manager, 5a Hartnett Close, Mulgrave, VIC 3170.

**1 CONTACT DETAILS**

<b>Name</b>	<b>Phone</b>		
<b>Email</b>	<b>iBuild Rep.</b>	<b>Date</b>	
<b>Site Location/Address</b>			
<b>Nearest Major Shipping Port</b>			
<b>Do you own the land already?</b>	Yes	No I'm expecting to purchase in	x months

**2 PROJECT DETAILS**

**Describe Your Proposed Project:** (E.g. Residential, warehouse, mobile office, retail, worker/tourist accommodation) (notes)

<b>Which iBuild series have you chosen?</b>	<b>Conventional Build</b> (traditional build with timber/steel frame, materials 100% sourced in Australia)	<b>Modular Build</b> (flatpack delivery with core structure pack and Bunning's companion pack) (volumetric typically with kitchen/bathroom built in a factory)	
	<a href="#">Kit Homes</a>	<a href="#">TransPack</a>	<a href="#">InstantSlide</a>
<b>Which iBuild design have you chosen?</b>	Standard iBuild Design	Standard iBuild Design w/ Minor Changes (please include marked-up floor plan)	Custom Plan (conditions apply*)
	(Design Chosen)		
<b>Delivery:</b>	3 - 6 Months	6 - 12 Months	12+ Months
<b>Budget:</b>	(notes)		
<b>How will you fund the project?</b>	Funds available	Finance approved	I can provide proof of funds
<b>Do you require fitout?</b>	<b>Flatpack Kit</b>	<b>Modular</b>	<b>Optional</b>
	Lockup	Building Only	Furniture Package
	Lining	Internal Walls & Doors	Other, please specify:
	Final	Kitchen	
	Elevated Sub Floor System	Bathroom	
	Laundry		(other)

### 3 IMPORTANT DESIGN QUESTIONS

Please let us know as much information as you can about your plans for your new dwelling and our design and technical team will work with you to bring your plans into reality!

<b>Building Envelop:</b>	Determined by Site Plan <span style="float: right;">(other)</span>		
<b>Slope of Site:</b>	Determined by Site Plan <span style="float: right;">(other)</span>		
<b>Snow Loading:</b>	No <span style="float: right;">(other)</span>		
<b>Heritage Area:</b>	Yes	No	
<b>Bush Fire Zoning:</b>	BAL-LOW BAL-29	BAL-12.5 BAL-40	BAL-19 FZ
<b>Wind Rating:</b>	N1 N4 C3	N2 C1 C4	N3 C2
<b>Main Features:</b> (Please include no.)	x Storeys	x Bedrooms	x Bathrooms
<b>Sub Floor:</b>	Concrete Slab	Elevated timber sub floor	Elevated steel sub floor <small>(please specify off ground floor level)</small>

### 4 NOTES / COMMENTS

(please include any additional notes relevant to your project)

**You can return this form by email ([info@i-build.com.au](mailto:info@i-build.com.au)) or mail to iBuild Estimation Manager (5a Hartnett Close, Mulgrave, VIC 3170).**



The following section (page 3-4) is only relevant to the supply of **kit home products only**.  
**Complete page 3-4** if you are interested in one of our **kit home products**.  
**Leave page 3-4 blank** if you are interested in one of our **modular products**.

## 5 KIT HOME QUESTIONS

**To what stage do you need iBuild to supply?**

LU - Lockup  
(Above floor level) [↗](#)

LN - Lining  
(Plasterboard, Doors, etc.) [↗](#)

FN - Final  
(Kitchen & Bathroom) [↗](#)

**Optional Additional Kits:**

FL - Floor  
(Optional floor kit) [↗](#)

SB - Shower Base  
(In-situ base ie. tiled with ~30mm set-down)

**Floor Covering:**

(DIFY only - Optional upgrade for DIY)

**Dry Area**

Carpet

Floating timber floor

Tiles

Vinyl

(other)

(other)

**Wet Area**

**Wall Frame:**

Timber frame 90mm

Steel frame 90mm  
(optional upgrade)

**External Cladding:**

Standard FC weatherboards 230mm smooth or similar (e.g. Primaplank, Duralank, Hardiepank)

Upgrade to Hardwood weatherboards 200m smooth or similar (e.g. Weathertex Primelok)

Upgrade to AAC light weight concrete cladding (e.g. Hebel Power Panel 50 or XL)

(other)

**Windows & Doors:**

Powder coated aluminium windows

Solid external doors

Sectional panel lift garage door (if app.)

(other)

**Internal Cladding:**

Standard 10mm plasterboards

(other)

**Ceiling:**

Standard 2400mm throughout

(other)

**Roof Material:**

Standard colorbond sheetings

(other)

**Roof Type:**

Hip

Gable

Mono pitch skillion  
Dual pitch skillion

Standard 20° roof pitch

(other)

**Eave:**

Standard 450mm

(other)



The following section (page 3-4) is only relevant to the supply of **kit home products only**.  
**Complete page 3-4** if you are interested in one of our **kit home products**.  
**Leave page 3-4 blank** if you are interested in one of our **modular products**.

## 5 ADDITIONAL COMMENTS

**Kitchen:**

**Laundry:**

**Outdoor Living:**

**Veranda:**

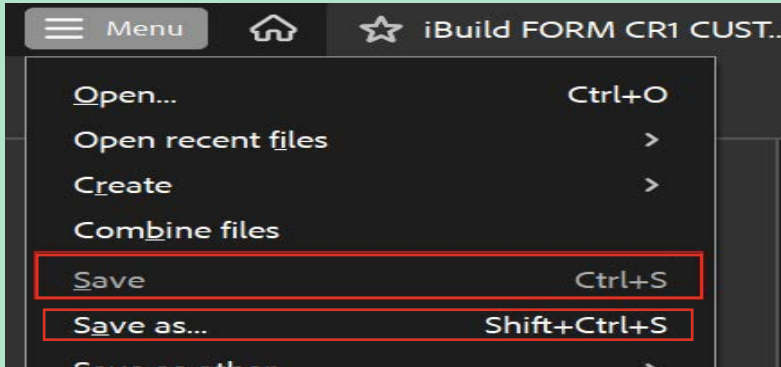
**Garage:**

**Other Special  
Features:**

You can return this form by email ([info@i-build.com.au](mailto:info@i-build.com.au)) or mail to iBuild Estimation Manager  
(5a Hartnett Close, Mulgrave, VIC 3170).

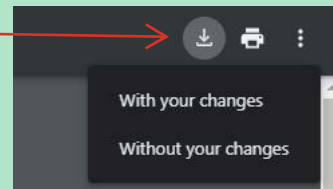
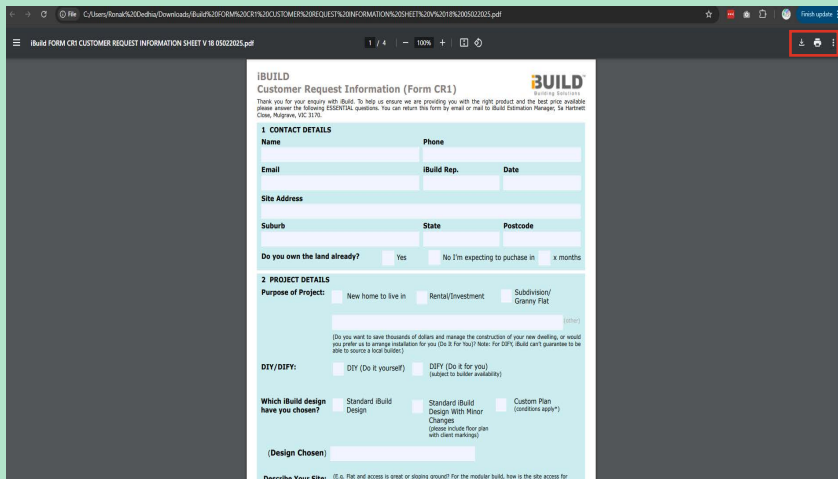
**Note: Before closing, save this Form.  
See next page for instructions.**

If the form is opened in an browser or adobe acrobat, Please follow these steps shown below to save it:  
ADOBE ACROBAT



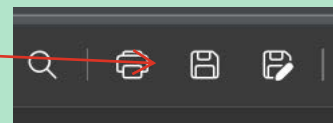
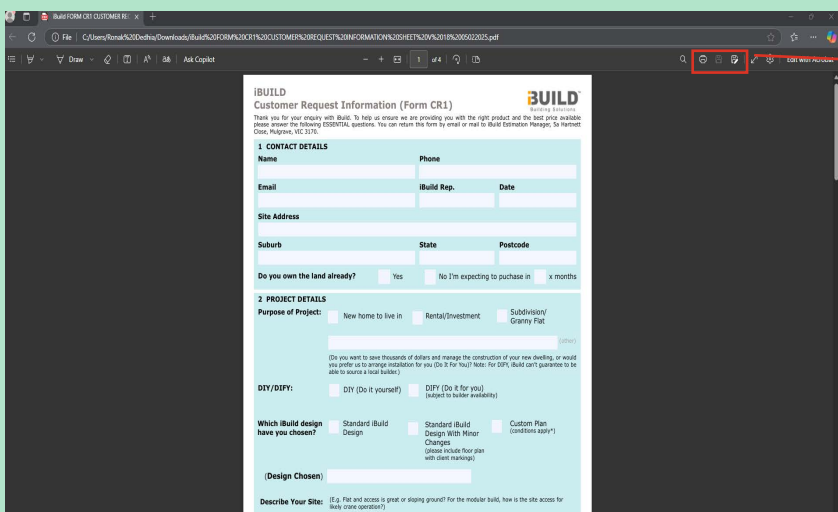
1. Click the menu button in the top-left corner, as shown in the image on the left.
2. Select "Save As" and choose a location.
3. Click "Save" to store the file.

GOOGLE CHROME BROWSER



1. Click the Download icon.
2. Select "With your changes" to save the filled form.
3. Choose a location and save the file.

MICROSOFT EDGE BROWSER



1. Click the Save icon at the top-right corner of the browser.
2. Alternatively, click the pen icon (the last icon in the row) next to the Save icon. This will save the form with all the changes you made.
3. Choose a location on your device and click Save to keep your changes.

**Note: Once saved, you can send the completed form to iBuild via email or to the respective salesperson you have been in touch.**