






























iBUILD KIT HOMES INDICATIVE PRICE (INCL. GST)

The pricing guide is based on supplying timber-framed flatpack home kits to Melbourne metro area. It is indicative and subject to change without notice. Due to fluctuation in building materials costs across different states, please contact our team for a detailed cost estimate for your region. Cost estimate for steel frame upgrade or any changes to standard

| Material Supply Only choose Lockup kit only or combo with any other kits | | | | | | | | | | | | |
|---|---|--------------|----------|-------|--|---|---|-----------------------------------|-----------------------------------|--|------------------------------------|---|
| iBuild Model | | Size (m2) | Enclosed | Other |  | | | Lockup [A] <u>incl. GST</u> | Lining [B] <u>incl. GST</u> | Final (Kitchen & Bathroom) [C] <u>incl. GST</u> | Kit [A+B+C] <u>incl. GST</u> | Floor (incl. Deck) (Optional) <u>incl. GST</u> |
| 1 BEDROOM | | | | | | | | | | | | |
| OAKDALE |  | 23.93 | 20.75 | 3.18 | 1 | 1 | 0 | \$17,180 | \$6,140 | \$7,230 | \$30,550 | \$5,150 |
| YASS |  | 23.93 | 20.75 | 3.18 | 1 | 1 | 0 | \$16,540 | \$6,140 | \$7,230 | \$29,910 | \$5,150 |
| STAWELL |  | 21.30 | 18.30 | 3.00 | 1 | 1 | 0 | \$18,220 | \$6,140 | \$6,600 | \$30,960 | \$4,850 |
| OAKDALE 44 |  | 21.73 | 17.46 | 4.27 | 1 | 1 | 0 | \$17,180 | \$6,140 | \$6,600 | \$29,920 | \$5,680 |
| BERWICK |  | 41.60 | 33.28 | 8.32 | 1 | 1 | 0 | \$32,870 | \$10,930 | \$10,610 | \$54,410 | \$9,370 |
| OXFORD |  | 51.84 | 38.88 | 12.96 | 1 | 1 | 0 | \$34,210 | \$7,940 | \$10,100 | \$52,250 | \$11,860 |
| WHYALLA |  | 57.20 | 44.00 | 13.20 | 1 | 1 | 0 | \$41,110 | \$8,870 | \$12,460 | \$62,440 | \$12,990 |
| PAKENHAM |  | 59.80 | 44.97 | 14.83 | 1 | 1 | 0 | \$39,190 | \$9,770 | \$11,640 | \$60,600 | \$13,590 |
| KINGAROY |  | 90.47 | 64.94 | 26.49 | 1 | 1 | 0 | \$55,390 | \$17,140 | \$13,560 | \$86,090 | \$18,660 |
| NEWMAN |  | 91.61 | 42.17 | 49.44 | 1 | 1 | 0 | \$48,630 | \$10,930 | \$11,130 | \$70,690 | \$22,460 |
| BALLINA 46 |  | 93.79 | 67.83 | 25.96 | 1 | 1 | 0 | \$55,010 | \$11,330 | \$11,430 | \$77,770 | \$19,570 |
| BALLINA |  | 98.36 | 59.86 | 38.50 | 1 | 1 | 0 | \$53,880 | \$10,400 | \$13,490 | \$77,770 | \$21,230 |
| MORNINGTON |  | 54.90 | 47.10 | 7.80 | 1 | 1 | 0 | \$34,720 | \$8,650 | \$9,220 | \$52,590 | \$12,160 |
| BEGA |  | 42.70 | 35.00 | 7.70 | 1 | 1 | 0 | \$29,160 | \$12,260 | \$11,330 | \$52,750 | \$9,570 |

iBUILD KIT HOMES INDICATIVE PRICE (INCL. GST)

The pricing guide is based on supplying timber-framed flatpack home kits to Melbourne metro area. It is indicative and subject to change without notice. Due to fluctuation in building materials costs across different states, please contact our team for a detailed cost estimate for your region. Cost estimate for steel frame upgrade or any changes to standard

| Material Supply Only choose Lockup kit only or combo with any other kits | | | | | | | | | | | |
|---|---|----------|-------|--|---|---|----------------------------|----------------------------|---|-----------------------------|--|
| iBuild Model | Size (m2) | Enclosed | Other |  | | | Lockup [A] incl. GST | Lining [B] incl. GST | Final (Kitchen & Bathroom) [C] incl. GST | Kit [A+B+C] incl. GST | Floor (incl. Deck) (Optional) incl. GST |
| 2 BEDROOM | (m2) | E | O | | | | Lockup [A] incl. GST | Lining [B] incl. GST | Final (Kitchen & Bathroom) [C] incl. GST | Kit [A+B+C] incl. GST | Floor (incl. Deck) (Optional) incl. GST |
| ABBEY VIEW |  103.66 | 91.06 | 12.60 | 2 | 1 | 0 | \$65,590 | \$23,980 | \$13,160 | \$102,730 | \$11,220 |
| PORTLAND |  52.60 | 44.10 | 8.50 | 2 | 1 | 0 | \$32,830 | \$8,790 | \$8,180 | \$49,800 | \$10,710 |
| HORSHAM |  45.24 | 36.84 | 8.40 | 2 | 1 | 0 | \$30,100 | \$8,790 | \$10,810 | \$49,700 | \$9,900 |
| ORANGE |  59.99 | 59.99 | 0.00 | 2 | 1 | 0 | \$42,440 | \$13,980 | \$10,100 | \$66,520 | \$12,020 |
| HILLVIEW 44 |  59.09 | 51.29 | 7.80 | 2 | 1 | 0 | \$40,800 | \$14,340 | \$13,230 | \$68,370 | \$11,820 |
| PARRAMATTA |  68.37 | 60.00 | 8.37 | 2 | 1 | 0 | \$44,340 | \$10,610 | \$11,010 | \$65,960 | \$14,040 |
| CASA BIANCA 42 |  81.70 | 75.70 | 6.00 | 2 | 1 | 0 | \$50,400 | \$15,520 | \$14,340 | \$80,260 | \$15,760 |
| CASA BIANCA |  81.70 | 75.70 | 6.00 | 2 | 1 | 0 | \$50,400 | \$12,420 | \$14,340 | \$77,160 | \$15,760 |
| SALE |  92.25 | 79.72 | 12.53 | 2 | 1 | 0 | \$57,940 | \$18,460 | \$13,560 | \$89,960 | \$18,260 |
| AVILA |  78.00 | 60.00 | 18.00 | 2 | 1 | 0 | \$46,420 | \$13,980 | \$10,100 | \$70,500 | \$15,920 |
| EMERALD |  78.00 | 66.50 | 11.50 | 2 | 1 | 0 | \$48,080 | \$16,260 | \$13,130 | \$77,470 | \$15,350 |
| MUDGE |  76.88 | 59.64 | 17.24 | 2 | 1 | 0 | \$43,830 | \$13,230 | \$10,300 | \$67,360 | \$16,060 |
| ARMIDALE |  82.08 | 62.64 | 19.44 | 2 | 1 | 0 | \$48,280 | \$11,010 | \$11,010 | \$70,300 | \$16,560 |












iBUILD KIT HOMES INDICATIVE PRICE (INCL. GST)

The pricing guide is based on supplying timber-framed flatpack home kits to Melbourne metro area. It is indicative and subject to change without notice. Due to fluctuation in building materials costs across different states, please contact our team for a detailed cost estimate for your region. Cost estimate for steel frame upgrade or any changes to standard

| Material Supply Only choose Lockup kit only or combo with any other kits | | | | | | | | | | | | |
|---|---|--------------|----------|-------|--|---|---|-----------------------------------|-----------------------------------|--|------------------------------------|---|
| iBuild Model | | Size (m2) | Enclosed | Other |  | | | Lockup [A] <u>incl. GST</u> | Lining [B] <u>incl. GST</u> | Final (Kitchen & Bathroom) [C] <u>incl. GST</u> | Kit [A+B+C] <u>incl. GST</u> | Floor (incl. Deck) (Optional) <u>incl. GST</u> |
| SEYMOUR |  | 79.75 | 59.95 | 19.80 | 2 | 1 | 0 | \$52,120 | \$10,810 | \$14,750 | \$77,680 | \$16,770 |
| LAUNCESTON |  | 83.63 | 70.30 | 13.33 | 2 | 1 | 0 | \$51,310 | \$10,910 | \$11,210 | \$73,430 | \$16,560 |
| BAYVIEW |  | 84.00 | 71.20 | 12.80 | 2 | 1 | 0 | \$59,310 | \$13,020 | \$10,680 | \$83,010 | \$18,120 |
| MELROSE 44 |  | 90.52 | 73.74 | 16.78 | 2 | 1 | 0 | \$60,500 | \$15,050 | \$12,630 | \$88,180 | \$18,380 |
| MELROSE |  | 90.54 | 68.54 | 22.00 | 2 | 1 | 0 | \$55,650 | \$14,950 | \$13,940 | \$84,540 | \$18,280 |
| ROMA |  | 112.51 | 87.08 | 25.43 | 2 | 1 | 0 | \$66,560 | \$15,850 | \$16,780 | \$99,190 | \$22,620 |
| HILLVIEW |  | 117.33 | 71.09 | 46.24 | 2 | 1 | 0 | \$70,160 | \$14,730 | \$15,980 | \$100,870 | \$25,880 |
| MELROSE 42 |  | 119.70 | 91.92 | 27.78 | 2 | 1 | 0 | \$74,640 | \$19,290 | \$13,940 | \$107,870 | \$24,140 |
| MACKAY |  | 119.00 | 92.76 | 26.24 | 2 | 1 | 0 | \$76,360 | \$14,850 | \$17,570 | \$108,780 | \$24,750 |
| MOREE |  | 129.5 | 96 | 33.5 | 2 | 1 | 0 | \$73,150 | \$13,610 | \$18,170 | \$104,930 | \$30,160 |
| EASTWOOD |  | 133.40 | 73.10 | 60.30 | 2 | 1 | 0 | \$71,590 | \$15,900 | \$14,390 | \$101,880 | \$30,780 |
| TAMWORTH 44 |  | 156.26 | 93.38 | 62.88 | 2 | 1 | 0 | \$90,400 | \$19,590 | \$16,770 | \$126,760 | \$35,250 |
| WESTWOOD |  | 182.50 | 87.20 | 95.30 | 2 | 2 | 0 | \$89,890 | \$18,380 | \$19,190 | \$127,460 | \$43,830 |
| TAMWORTH |  | 191.02 | 122.32 | 68.88 | 2 | 2 | 0 | \$100,800 | \$23,740 | \$23,940 | \$148,480 | \$40,000 |
| BELGRAVE |  | 64.15 | 58.45 | 5.70 | 2 | 1 | 0 | \$39,790 | \$9,800 | \$12,630 | \$62,220 | \$12,420 |
| ARARAT |  | 85.34 | 78.34 | 7.00 | 2 | 1 | 0 | \$54,540 | \$16,460 | \$14,340 | \$85,340 | \$16,560 |





iBUILD KIT HOMES INDICATIVE PRICE (INCL. GST)

The pricing guide is based on supplying timber-framed flatpack home kits to Melbourne metro area. It is indicative and subject to change without notice. Due to fluctuation in building materials costs across different states, please contact our team for a detailed cost estimate for your region. Cost estimate for steel frame upgrade or any changes to standard

| Material Supply Only choose Lockup kit only or combo with any other kits | | | | | | | | | | | | |
|---|---|--------------|----------|-------|--|---|---|-----------------------------------|-----------------------------------|--|------------------------------------|---|
| iBuild Model | | Size (m2) | Enclosed | Other |  | | | Lockup [A] <u>incl. GST</u> | Lining [B] <u>incl. GST</u> | Final (Kitchen & Bathroom) [C] <u>incl. GST</u> | Kit [A+B+C] <u>incl. GST</u> | Floor (incl. Deck) (Optional) <u>incl. GST</u> |
| AVILA SSD |  | 78.00 | 60.00 | 18.00 | 2 | 1 | 0 | \$42,440 | \$13,980 | \$10,100 | \$66,520 | \$15,920 |
| | | | | | | | | | | | | |
| 2 BEDROOM + STUDY | | (m2) | E | O | | | | Lockup [A] <u>incl. GST</u> | Lining [B] <u>incl. GST</u> | Final (Kitchen & Bathroom) [C] <u>incl. GST</u> | Kit [A+B+C] <u>incl. GST</u> | Floor (incl. Deck) (Optional) <u>incl. GST</u> |
| BENDIGO |  | 164.20 | 98.06 | 66.14 | 2 + | 2 | 0 | \$96,150 | \$22,520 | \$24,850 | \$143,520 | \$34,740 |
| | | | | | | | | | | | | |
| 3 BEDROOM | | (m2) | E | O | | | | Lockup [A] <u>incl. GST</u> | Lining [B] <u>incl. GST</u> | Final (Kitchen & Bathroom) [C] <u>incl. GST</u> | Kit [A+B+C] <u>incl. GST</u> | Floor (incl. Deck) (Optional) <u>incl. GST</u> |
| WODONGA |  | 120.70 | 95.14 | 25.56 | 3 | 1 | 0 | \$73,360 | \$14,370 | \$14,950 | \$102,680 | \$23,590 |
| PENRITH |  | 121.52 | 107.42 | 14.11 | 3 | 1 | 0 | \$75,600 | \$21,300 | \$15,900 | \$112,800 | \$23,500 |
| WOLLONGONG |  | 127.80 | 102.24 | 25.56 | 3 | 2 | 0 | \$75,900 | \$25,900 | \$13,900 | \$115,700 | \$25,300 |
| BUNBURY |  | 130.51 | 98.94 | 31.57 | 3 | 1 | 0 | \$78,700 | \$18,700 | \$16,900 | \$114,300 | \$29,200 |
| LISMORE |  | 141.69 | 116.20 | 25.49 | 3 | 2 | 0 | \$85,100 | \$20,900 | \$16,100 | \$122,100 | \$27,900 |
| GLADSTONE |  | 149.19 | 139.32 | 9.87 | 3 | 2 | 0 | \$95,200 | \$27,500 | \$15,000 | \$137,700 | \$28,500 |
| BUNDABERG |  | 153.15 | 109.60 | 44.55 | 3 | 1 | 0 | \$80,090 | \$20,200 | \$20,400 | \$120,690 | \$31,310 |
| BANKSIA |  | 187.73 | 114.42 | 73.31 | 3 | 1 | 0 | \$103,800 | \$21,800 | \$17,600 | \$143,200 | \$39,210 |
| SHEPPARTON | | 184.27 | 153.70 | 30.57 | 3 | 2 | 2 | \$107,110 | \$26,660 | \$23,320 | \$157,090 | \$31,170 |


iBUILD KIT HOMES INDICATIVE PRICE (INCL. GST)

The pricing guide is based on supplying timber-framed flatpack home kits to Melbourne metro area. It is indicative and subject to change without notice. Due to fluctuation in building materials costs across different states, please contact our team for a detailed cost estimate for your region. Cost estimate for steel frame upgrade or any changes to standard

| | | | | | | | | Material Supply Only choose Lockup kit only or combo with any other kits | | | | |
|---------------------------------|---|--------------|----------|--------|--|----|---|---|-----------------------------------|---|------------------------------------|--|
| iBuild Model | | Size (m2) | Enclosed | Other |  | | | Lockup [A] <u>incl. GST</u> | Lining [B] <u>incl. GST</u> | Final (Kitchen & Bathroom) [C] <u>incl. GST</u> | Kit [A+B+C] <u>incl. GST</u> | Floor (incl. Deck) (Optional). <u>incl. GST</u> |
| TOWNSVILLE - 44 |  | 271.78 | 221.38 | 50.40 | 3 | 1+ | 0 | \$157,600 | \$35,900 | \$19,600 | \$213,100 | \$43,200 |
| BAIRSNDALE |  | 159.85 | 130.23 | 29.62 | 3 | 2 | 0 | \$92,500 | \$23,300 | \$20,900 | \$136,700 | \$34,500 |
| WARRNAMBOOL |  | 185.10 | 133.16 | 51.90 | 3 | 2 | 0 | \$87,900 | \$21,450 | \$17,800 | \$127,150 | \$37,500 |
| HORNSBY |  | 120.92 | 95.45 | 25.47 | 3 | 1 | 0 | \$73,360 | \$26,580 | \$17,610 | \$117,550 | \$23,590 |
| | | | | | | | | Lockup [A] <u>incl. GST</u> | Lining [B] <u>incl. GST</u> | Final (Kitchen & Bathroom). [C] <u>incl. GST</u> | Kit [A+B+C] <u>incl. GST</u> | Floor (incl. Deck) (Optional). <u>incl. GST</u> |
| 3 BEDROOM + STUDY | | (m2) | E | O | | | | | | | | |
| TOWNSVILLE |  | 206.96 | 150.24 | 56.72 | 3 + | 2 | 0 | \$118,700 | \$28,300 | \$22,900 | \$169,900 | \$46,400 |
| DARWIN |  | 216.48 | 182.18 | 182.18 | 3 + | 3 | 2 | \$126,760 | \$26,180 | \$14,850 | \$167,790 | \$40,720 |
| NOWRA |  | 220.09 | 202.77 | 17.32 | 3 + | 4 | 2 | \$137,920 | \$44,930 | \$28,680 | \$211,530 | \$37,180 |
| GRANDVIEW |  | 271.78 | 196.58 | 75.20 | 3 + | 3 | 0 | \$170,300 | \$30,430 | \$33,740 | \$234,470 | \$39,650 |
| | | | | | | | | Lockup [A] <u>incl. GST</u> | Lining [B] <u>incl. GST</u> | Final (Kitchen & Bathroom). [C] <u>incl. GST</u> | Kit [A+B+C] <u>incl. GST</u> | Floor (incl. Deck) (Optional). <u>incl. GST</u> |
| 4 BEDROOM | | (m2) | E | O | | | | | | | | |
| TOOWOOMBA |  | 154.00 | 134.00 | 20.00 | 4 | 2 | 0 | \$80,260 | \$19,260 | \$16,940 | \$116,460 | \$27,210 |
| HUNTER VALLEY |  | 157.30 | 147.41 | 9.89 | 4 | 3 | 1 | \$126,200 | \$39,910 | \$18,250 | \$184,360 | \$27,900 |
| SWAN HILL |  | 157.94 | 138.21 | 19.73 | 4 | 2+ | 0 | \$132,310 | \$24,850 | \$25,000 | \$182,160 | \$26,040 |











iBUILD KIT HOMES INDICATIVE PRICE (INCL. GST)

The pricing guide is based on supplying timber-framed flatpack home kits to Melbourne metro area. It is indicative and subject to change without notice. Due to fluctuation in building materials costs across different states, please contact our team for a detailed cost estimate for your region. Cost estimate for steel frame upgrade or any changes to standard

| Material Supply Only choose Lockup kit only or combo with any other kits | | | | | | | | | | | | |
|---|---|--------------|----------|--------|--|----|---|-----------------------------------|-----------------------------------|--|------------------------------------|---|
| iBuild Model | | Size (m2) | Enclosed | Other |  | | | Lockup [A] <u>incl. GST</u> | Lining [B] <u>incl. GST</u> | Final (Kitchen & Bathroom) [C] <u>incl. GST</u> | Kit [A+B+C] <u>incl. GST</u> | Floor (incl. Deck) (Optional) <u>incl. GST</u> |
| SEACREST |  | 160.00 | 160.00 | 0.00 | 4 | 2+ | 0 | \$125,500 | \$33,600 | \$23,500 | \$182,600 | \$33,000 |
| ROCKHAMPTON |  | 174.80 | 151.58 | 23.22 | 4 | 2 | 2 | \$108,380 | \$26,990 | \$23,590 | \$158,960 | \$31,840 |
| CAIRNS |  | 181.38 | 168.94 | 12.44 | 4 | 2+ | 0 | \$111,590 | \$23,630 | \$21,690 | \$156,910 | \$39,980 |
| BALLARAT |  | 182.80 | 158.98 | 23.82 | 4 | 2 | 2 | \$111,340 | \$28,090 | \$24,540 | \$163,970 | \$33,120 |
| BELLAVISTA |  | 218 | 127.8 | 90.2 | 4 | 2 | 0 | \$94,370 | \$19,360 | \$19,140 | \$132,870 | \$46,160 |
| PORT MACQUARIE |  | 222.20 | 171.00 | 51.20 | 2 | 2+ | 0 | \$172,050 | \$31,980 | \$26,050 | \$230,080 | \$40,050 |
| NEWCASTLE |  | 260.50 | 196.50 | 64.00 | 4 | 3 | 2 | \$147,150 | \$30,310 | \$28,010 | \$205,470 | \$43,650 |
| MAYBANK |  | 273.18 | 128.77 | 144.41 | 4 | 2 | 0 | \$132,700 | \$25,200 | \$17,500 | \$175,400 | \$59,000 |
| SPRINGWOOD |  | 390.32 | 327.44 | 62.88 | 4 | 2 | 2 | \$193,540 | \$44,830 | \$28,470 | \$266,840 | \$67,170 |
| VALLEY HEIGHTS |  | 204.17 | 166.70 | 37.47 | 4 | 3+ | 0 | \$139,900 | \$31,900 | \$24,200 | \$196,000 | \$22,700 |
| | | | | | | | | | | | | |
| 4 BEDROOM + STUDY | | (m2) | E | O | | | | Lockup [A] <u>incl. GST</u> | Lining [B] <u>incl. GST</u> | Final (Kitchen & Bathroom) [C] <u>incl. GST</u> | Kit [A+B+C] <u>incl. GST</u> | Floor (incl. Deck) (Optional) <u>incl. GST</u> |
| ALBURY |  | 229.93 | 191.41 | 38.52 | 4 + | 2 | 0 | \$138,500 | \$30,500 | \$24,500 | \$193,500 | \$45,000 |
| CENTRAL COAST |  | 242.00 | 183.00 | 59.00 | 4 + | 2 | 0 | \$189,560 | \$33,990 | \$31,070 | \$254,620 | \$42,370 |
| SAN REMO |  | 288.30 | 236.00 | 52.30 | 4 + | 3 | 1 | \$212,440 | \$35,090 | \$23,600 | \$271,130 | \$31,100 |












iBUILD KIT HOMES INDICATIVE PRICE (INCL. GST)

The pricing guide is based on supplying timber-framed flatpack home kits to Melbourne metro area. It is indicative and subject to change without notice. Due to fluctuation in building materials costs across different states, please contact our team for a detailed cost estimate for your region. Cost estimate for steel frame upgrade or any changes to standard





| Material Supply Only choose Lockup kit only or combo with any other kits | | | | | | | | | | | | |
|---|---|--------------|----------|--------|--|-----|-----|-----------------------------------|-----------------------------------|--|------------------------------------|---|
| iBuild Model | | Size (m2) | Enclosed | Other |    | | | Lockup [A] <u>incl. GST</u> | Lining [B] <u>incl. GST</u> | Final (Kitchen & Bathroom) [C] <u>incl. GST</u> | Kit [A+B+C] <u>incl. GST</u> | Floor (incl. Deck) (Optional) <u>incl. GST</u> |
| GEELONG |  | 292.90 | 226.42 | 66.48 | 4 + | 2 | 0 | \$144,370 | \$30,410 | \$24,050 | \$198,830 | \$56,000 |
| DUBBO |  | 325.82 | 219.80 | 106.02 | 4 + | 2 | 1 | \$175,420 | \$51,800 | \$36,970 | \$264,190 | \$42,480 |
| WOY WOY |  | 155.48 | 126.94 | 28.54 | 2+2 | 1+1 | 0 | \$92,890 | \$19,770 | \$26,020 | \$138,680 | \$30,440 |
| 5 BEDROOM | | (m2) | E | O | | | | Lockup [A] <u>incl. GST</u> | Lining [B] <u>incl. GST</u> | Final (Kitchen & Bathroom) [C] <u>incl. GST</u> | Kit [A+B+C] <u>incl. GST</u> | Floor (incl. Deck) (Optional) <u>incl. GST</u> |
| WAGGA WAGGA |  | 490.51 | 308.58 | 181.93 | 5 | 3 | 0 | \$172,630 | \$51,410 | \$43,240 | \$267,280 | \$106,980 |
| 5 BEDROOM + PARENT'S RETREAT | | (m2) | E | O | | | | Lockup [A] <u>incl. GST</u> | Lining [B] <u>incl. GST</u> | Final (Kitchen & Bathroom) [C] <u>incl. GST</u> | Kit [A+B+C] <u>incl. GST</u> | Floor (incl. Deck) (Optional) <u>incl. GST</u> |
| ROYAL ROSE |  | 337.52 | 321.55 | 15.97 | 5+ | 3 | 0 | \$197,640 | \$45,900 | \$34,330 | \$277,870 | \$58,930 |
| 6 BEDROOM | | (m2) | E | O | | | | Lockup [A] <u>incl. GST</u> | Lining [B] <u>incl. GST</u> | Final (Kitchen & Bathroom) [C] <u>incl. GST</u> | Kit [A+B+C] <u>incl. GST</u> | Floor (incl. Deck) (Optional) <u>incl. GST</u> |
| DOUBLE BAY |  | 281.96 | 286.12 | 13.84 | 3+3 | 2+2 | 1+1 | \$199,980 | \$52,520 | \$37,370 | \$289,870 | \$44,640 |
| 7 BEDROOM + STUDY | | (m2) | E | O | | | | Lockup [A] <u>incl. GST</u> | Lining [B] <u>incl. GST</u> | Final (Kitchen & Bathroom) [C] <u>incl. GST</u> | Kit [A+B+C] <u>incl. GST</u> | Floor (incl. Deck) (Optional) <u>incl. GST</u> |
| GOLD COAST |  | 390.56 | 281.04 | 109.52 | 7 + | 3 | 0 | \$193,650 | \$47,500 | \$28,360 | \$269,510 | \$58,450 |

iBUILD KIT HOMES INDICATIVE PRICE (INCL. GST)

The pricing guide is based on supplying timber-framed flatpack home kits to Melbourne metro area. It is indicative and subject to change without notice. Due to fluctuation in building materials costs across different states, please contact our team for a detailed cost estimate for your region. Cost estimate for steel frame upgrade or any changes to standard

| Material Supply Only choose Lockup kit only or combo with any other kits | | | | | | | | | | | | |
|---|---|--------------|----------|-------|--|---|---|-----------------------------------|-----------------------------------|--|------------------------------------|---|
| iBuild Model | | Size (m2) | Enclosed | Other |  | | | Lockup [A] <u>incl. GST</u> | Lining [B] <u>incl. GST</u> | Final (Kitchen & Bathroom) [C] <u>incl. GST</u> | Kit [A+B+C] <u>incl. GST</u> | Floor (incl. Deck) (Optional) <u>incl. GST</u> |
| | | | | | | | | | | | | |
| 1 BEDROOM (Designer Series) | | (m2) | E | O |  | | | Lockup [A] <u>incl. GST</u> | Lining [B] <u>incl. GST</u> | Final (Kitchen & Bathroom) [C] <u>incl. GST</u> | Kit [A+B+C] <u>incl. GST</u> | Floor (incl. Deck) (Optional) <u>incl. GST</u> |
| RICHMOND |  | 47.88 | 39.81 | 8.07 | 1 | 1 | 0 | \$43,480 | \$10,200 | \$10,200 | \$63,880 | \$10,720 |
| OAKDALE MV |  | 25.30 | 20.84 | 4.46 | 1 | 1 | 0 | \$24,460 | \$6,780 | \$6,780 | \$38,020 | \$5,680 |
| CARLTON |  | 58.76 | 41.96 | 16.08 | 1 | 1 | 0 | \$44,610 | \$9,800 | \$14,320 | \$68,730 | \$13,490 |
| 2 BEDROOM (Designer Series) | | (m2) | E | O |  | | | Lockup [A] <u>incl. GST</u> | Lining [B] <u>incl. GST</u> | Final (Kitchen & Bathroom) [C] <u>incl. GST</u> | Kit [A+B+C] <u>incl. GST</u> | Floor (incl. Deck) (Optional) <u>incl. GST</u> |
| HAWTHORN |  | 85.00 | 60.00 | 25.00 | 2 | 1 | 0 | \$51,310 | \$16,260 | \$10,100 | \$77,670 | \$17,470 |
| HILLVIEW 44 MV |  | 63.54 | 57.23 | 6.31 | 2 | 1 | 0 | \$50,300 | \$15,860 | \$11,720 | \$77,880 | \$12,320 |
| PORTLAND MV |  | 52.60 | 44.10 | 8.50 | 2 | 1 | 0 | \$40,300 | \$11,210 | \$9,090 | \$60,600 | \$10,710 |
| 4 BEDROOM (Designer Series) | | (m2) | E | O |  | | | Lockup [A] <u>incl. GST</u> | Lining [B] <u>incl. GST</u> | Final (Kitchen & Bathroom) [C] <u>incl. GST</u> | Kit [A+B+C] <u>incl. GST</u> | Floor (incl. Deck) (Optional) <u>incl. GST</u> |
| ESSENDON |  | 147.74 | 137.59 | 10.15 | 4 | 2 | 0 | \$133,120 | \$28,890 | \$21,820 | \$183,830 | \$28,480 |

The pricing guide is based on supplying timber-framed flatpack home kits to Melbourne metro area. It is indicative and subject to change without notice. Due to fluctuation in building materials costs across different states, please contact our team for a detailed cost estimate for your region. Cost estimate for steel frame upgrade or any changes to standard

| Material Supply Only choose Lockup kit only or combo with any other kits | | | | | | | | | |
|---|--|----------|-------|--|----------------------------|----------------------------|---|-----------------------------|--|
| iBuild Model | Size (m2) | Enclosed | Other |  | Lockup [A] incl. GST | Lining [B] incl. GST | Final (Kitchen & Bathroom) [C] incl. GST | Kit [A+B+C] incl. GST | Floor (incl. Deck) (Optional) incl. GST |
| DUPLEX DESIGNS | (m2) | E | O |  | Lockup [A] incl. GST | Lining [B] incl. GST | Final (Kitchen & Bathroom) [C] incl. GST | Kit [A+B+C] incl. GST | Floor (incl. Deck) (Optional) incl. GST |
| <u>WOY WOY</u> |  155.48 | 126.94 | 28.54 | 2 1 1 | \$92,890 | \$19,770 | \$26,020 | \$138,680 | \$30,440 |
| <u>DOUBLE BAY</u> |  281.96 | 286.12 | 13.84 | 3 2 1 | \$199,980 | \$52,520 | \$37,370 | \$289,870 | \$44,640 |

Notes:

- * N3 wind rating and BAL-Low. For different wind rating and bushfire attack level requirements, please contact us.
- * Bedroom 4+ means 4 bedrooms + study
- * Bedroom 1- means no formal bedroom, studio type
- * Carpark 2 means space for 2 cars
- * The price estimation includes GST and may change without notice. The indicative price does not include delivery costs.
- * Please refer to our Standard Inclusions for details: <http://i-build.com.au/kit-homes-inclusions-exclusions/>
- * Costs associated with obtaining permits from relevant responsible authorities are not included in any of the cost estimations here.

*Legend:



Single Storey Kit Home Design



Double Storey Kit Home Design