

iBUILD KIT HOMES INCLUSIONS

STRONGER | SMARTER | FASTER | MORE AFFORDABLE



T A B L E O F C O N T E N T S

ABOUT US **01**

- ABOUT iBUILD
 - DESIGN AND BUILD OPTIONS
-

INTRODUCTION **03**

- DESIGN AND BUILD OPTIONS
 - DADA PROCESS
-

CLASSIC RANGE **06**

DESIGNER SERIES **08**

KIT HOME INCLUSIONS **10**

- LOCK UP KIT INCLUSIONS
 - LINING KIT INCLUSIONS
 - FINAL KIT INCLUSIONS
 - FLOOR KIT INCLUSIONS (OPTIONAL)
 - ADJUSTABLE STEEL STUMP KIT INCLUSIONS (OPTIONAL)
-



ABOUT iBUILD

iBuild Building Solutions is a multi-award-winning Australian kit home supplier, renowned for its innovative design and manufacturing excellence.

Driven by our promise of "**Stronger, Smarter, Faster, and More Affordable**" solutions, iBuild is recognised as Australia's most trusted and awarded kit home supplier.

Our accolades include the 59th Australian Export Awards, Telstra Best of Business Awards 2024, and multiple Hume and NBAA Business Awards, reflecting our global reputation for excellence.



inside small
business

59TH AUSTRALIAN
Export & Investment Awards



Best of Business
Awards



Australian Government

Australian Trade and Investment Commission



iBUILDTM
Building Solutions

5A Hartnett Drive, Mulgrave Vic 3170
1800 679 268 | www.i-build.com.au
Australia's Most Trusted & Awarded Kit Home Supplier

01





BUILD YOUR OWN HOME



Trust us
You are in safe hands

Australian Made Homes Trusted
At Home and Around The Globe

[Click to View More](#)



[LEARN MORE](#)



Our range includes stylish kit homes, granny flats, and steel structures - crafted to create dream homes and innovate workspaces. As an approved tender supplier to the Victorian Government and the United Nations, iBuild is trusted to deliver on quality, speed, and value.

Our homes are stylish, flexible, and designed to sustain exceptional living and working conditions in almost any location. With worldwide delivery, superfast assembly, and competitive pricing, we offer unmatched value - saving you time and money without compromising on quality.



Whether you're after a peaceful retreat, a cosy granny flat, or a grand, elegant home, iBuild has everything you need to turn your vision into reality.

“

From **affordable housing to royal residences**, we've done it all. **Trust us, you're in safe hands.**

iBUILDTM
Building Solutions

5A Hartnett Drive, Mulgrave Vic 3170
1800 679 268 | www.i-build.com.au
Australia's Most Trusted & Awarded Kit Home Supplier

02



DESIGN AND BUILD OPTIONS

Building your dream home is an exciting journey, and at **iBuild**, we're committed to making it **stronger, smarter, faster, and more affordable**. From selecting your ideal design to navigating approvals, coordinating deliveries, and assembling your kit home, we're here to support you at every step.

Whether you prefer a DIY (do it yourself) approach to take control and save money or want the convenience of professional support, iBuild offers flexible solutions to suit your needs. Backed by our reputation as Australia's most trusted and awarded kit home supplier, you can feel confident that you're in safe hands.

Here's how we help turn your vision into reality.

DADA PROCESS



• DESIGN

At iBuild, you can choose from 100+ standard floor plans across our Classic Range and Designer Series, each crafted to suit a variety of lifestyles, with free quotations available - including for minor modifications to standard plans.

Want something unique? You're not limited to pre-set designs! Customise an existing plan or bring your own vision to life. A nominal design fee applies for custom designs, which is deducted from your final project cost once confirmed.



• APPROVAL

Obtaining planning and building approvals is an important step in your home-building journey. While you are ultimately responsible for organising these approvals, iBuild provides essential guidance to help you prepare and lodge applications yourself.

We understand that many clients choose a DIY approach to save money and maintain full control over the process. However, if you find the process time-consuming or complex, our optional Approval Service is available for a nominated fee to help simplify things and assist with meeting the necessary requirements for your project.

DADA PROCESS



• DELIVERY

Once all necessary planning and building approvals are obtained and payments are received, we'll arrange deliveries to align with your construction progress.

Our flat-rate delivery fee offers value and peace of mind - just \$750 + GST per 100km from one of five capital cities, covering land transport for all kits, whether it's one truckload or nine.



• ASSEMBLY

iBuild home kits are designed so you can assemble them yourself as an owner builder or manage the assembly as an owner manager - the DIY approach, giving you control of your project and helping you save thousands of dollars.

Alternatively, you can choose the Do It For You (DIFY) approach by engaging a licensed builder to assemble your kit home. You can find your own builder or choose from iBuild's referred builders, available in select locations.

Whichever approach you take, iBuild's dedicated project managers are here to provide support and guidance to help your project run smoothly from start to finish.

With iBuild, you have the flexibility and support to build your home your way.

Classic Range

Classic Range

A collection designed for those who value practicality, quality, and affordability. Whether you're building in the heart of the city, in a suburban neighbourhood, or in a regional or rural area, the Classic Range offers versatile homes built to last, with designs that are perfect for owner-builders and DIY enthusiasts.



**100%
Sourced
in Australia**

We source all kit home materials locally to support local businesses and keep delivery costs down. Bunnings are our major, national supplier. Their large distribution network helps reduce transport costs to your site and also gives you the opportunity to view materials at your local store.



**Nation Wide Flat
Rate Delivery**



**Customisable Design,
Tailored To Your Needs**



**WIND RATING
Optional upgrade to
Wind Rating C4**

**Wind Ratings - Optional
Upgrade to Cyclonic C4**



**Bushfire Attack Level -
Optional Upgrade to
Flame Zone**



**Timber or Steel Frame,
Easy Assembly by
Owner Builders**



**6 Star Energy
Rating or Higher**



BUILD™
Building Solutions

New Series

Designer Series

Designer Kit Home

The Designer Series of **granny flats** and **kit homes** are a modern revamp of our standard line. With new livable design standards in play along with ever-increasing energy efficiency requirements, we've included some standard upgrades in our Designer Series inclusions. Key inclusions within our Designer Series price include:



**100%
Sourced
in Australia**

We source all kit home materials locally to support local businesses and keep delivery costs down. Bunnings are our major, national supplier. Their large distribution network helps reduce transport costs to your site and also gives you the opportunity to view materials at your local store.



2.7m high ceilings
and taller 2340mm
doors to match



Double-glazing
windows and
sliding doors



James Hardie
Axon & Matrix
Cladding



R2.5 wall insulation



R6.0 ceiling insulation





Lock Up Kit

FRAME - 1 DELIVERY

- Prefabricated Trusses
- Prefabricated Wall Frames
- Bracing And Tie Downs for Frames and Trusses
- Verandah Beams, Posts, Rafters & Brackets/Connections
- Verandah Posts (terminate at deck height)
- Site Installation Manual if required
- Design & Certification for structure

TIMBER FRAMING

- Roof trusses depend on the design
- Material: Timber
- Structural grades: MGP10 (standard)

TIMBER BRACING

- Bracing (depending on engineering) is suitable for bracing timber and steel frames as it is lightweight and moisture resistant during construction
- Material: Ply



Timber Framing is a more conventional method of construction in Australia and offers a more cost - effective option which requires more onsite handling, assembly and cutting of products as some components may be in stick form / loose items



Steel Upgrade

STEEL FRAMES AND SUB-FLOOR

- Bearers and joists can be used for a wide range of structural purposes, including steel frames, trusses, floors, beams, and rafters in lightweight buildings
- Material: Galvanised Steel



iBuild offers owners the option to upgrade to steel for frames, rafters, and beams: Steel Frames are prefabricated and is stronger, stays true and straight, termite resistant and fire resistant

EXTERNAL

CLADDING - 1 DELIVERY

- Cladding (or equivalent), Joiners, Foot-mould & Corners (fixings by builder)
- Fibre Cement Eaves & Verandah Sheets (BGC Durasheet)
- Eaves/Cladding Junction

HARDIE PLANK WEATHERBOARD - STANDARD IN CLASSIC RANGE



- Hardie Plank weatherboard are smooth or woodgrain, resistant to damage from rot, moisture, termites, and fire
- Material: Fibre Cement

LINEA WEATHERBOARD - (OPTIONAL UPGRADE)



- Linea weatherboard are smooth, flat, resistant to damage from rot, moisture, termites, and fire
- They are deemed non-combustible and suitable for bushfire-prone areas
- Material: Fibre Cement

PRIMELINE WEATHERBOARD NEWPORT (OPTIONAL UPGRADE)



- Primeline weatherboard newport are smooth, narrow weatherboards, resistant to damage from rot, moisture, termites, and fire
- Easy to install
- If in BAL 40 region, this cladding is offered as a standard in classic range
- They are deemed non-combustible and suitable for bushfire-prone areas

AXON/MATRIX WEATHERBOARD (STANDARD IN DESIGNER SERIES) (OPTIONAL UPGRADE FOR CLASSIC RANGE)

- James Hardie Smooth Axon & Matrix cladding (Designer Series)
- Fibre-cement sheeting is an extremely strong and lightweight cladding material available in a range of styles
- It is stable, easy to work with, low maintenance, and resistant to damage from termites, rot, and fire
- Material: Fibre cement



NEW Standard
25 year warranty

All Hardie™ residential exterior cladding, interior linings and flooring products now have a standard 25-year warranty period, providing peace of mind in trusted, long-lasting products.



COLORBOND CLADDING (OPTIONAL UPGRADE)



- COLORBOND steel wall cladding are easy to maintain, long lasting, lightweight and extremely durable, providing resistance to paint chipping, flaking and blistering, available in a wide range of colours
- Material: Steel

HEBEL CLADDING (OPTIONAL UPGRADE)



- Hebel cladding is a high-quality building material made from autoclaved aerated concrete (AAC) that provides excellent thermal insulation, fire resistance, and acoustic performance
- Material: light weight concrete

FINISHING TRIMS FOR CLADDING

- It is normally provided along with the cladding type for interior and aboveground conditions
- Based on the design


iBuild offers a range of cladding options, including corrugated steel, weatherboards, aerated concrete panels (AAC), or mixed fiber cement sheets

WALL WRAP



- Ametalin Brane VHP is a very high permanence wall wrap suited for FC weatherboard cladding
- It allows very high levels of water vapor to absorb and diffuse through the core non-woven structure, controlling condensation risk while preventing liquid water from penetrating inwards
- External wall systems to all Bushfire Attack Levels (BAL) Low to FZ

VERANDAH EAVE SHEETS



- Fibre cement eave sheets are smooth, flat, square-edged sheets resistant to damage from rot, moisture, termites, and fire
- They are deemed non-combustible and suitable for bushfire-prone areas
- Product dimensions (mm): W-2400, H-4.5, L-450 (upgrade options are available)
- Material: Fibre Cement



ROOFING

- All Colourbond Roofing, Guttering, Fascia, Barge Capping, Fixings & PVC Downpipes ,Elbows
- Metal Roof Battens to Main & Verandah Roofs



iBuild supplies Colorbond corrugated roofing, fascia, gutters, and capping by Bluescope Steel in all our home kits. Owners may select from any standard range of colors or upgrade to the Colorbond Premium range. Ocean-front properties will require an Ultra-Steel roofing upgrade.

Popular Roof, Gutter, and Fascia Colors:



ROOF INSULATION



- Earthwool insulation roof blanket
- Subject to BASIX / Energy Report
- R1.8 Roof Insulation 75mm blanket for Main House Area (Not on skillion verandah's unless there is no change of pitch to main roof)
- Or equivalent to main roof (and verandas for Queensland)

WINDOWS AND DOORS

Windows and Doors - 1 Delivery

- Double Glazed Powder Coated Aluminium Windows & Sliding Doors including Nylon Mesh Screens and Locks (Foldable head flashings can be supplied if requested) (**Designer Series**)
- Single Glazed Powder Coated Aluminium Windows & Sliding Doors including Nylon Mesh Screens and Locks (**Standard in Classic Range**)
- Solid External Door, Jambs And Stainless Steel Entrance Lock

DOORS



- Quality solid external doors including jambs and stainless-steel entrance lock
- Product dimensions (mm): 870x2040 (Upgrade to 1200 available)
- Supplier: Hume / Bunnings
- Door handle included: Yes
- 870 Door 1200 Door Bushfire Door
- **CLASSICAL RANGE:** Flushed Solid Door


DESIGNER SERIES

- Newington Dura XP
- Hume Vaucluse Premier Duracote External Door



iBuild offers a range of beautiful entry doors and handles. For bushfire areas, we also include BAL 12.5/19/29 or BAL 40 doors. Flame Zone can also be accommodated

WINDOWS AND SLIDING GLASS DOORS



- Powder coated aluminium windows in different styles including sliding, awning, louvre, casement, double hung and bi-fold
- We use quality products, not trade-line variations
- Glass Single glazed clear or tinted/grey glass (double glaze upgrade available)
- Security locks are fully fitted
- Included with Flyscreens
- Material: Powder coated aluminium
- Any BAL Rating incl. Flame Zone (Requires shutters)

Lining Kit

PRE-PLASTER

*Shower Base / Drop-in Bath tub, and ceiling battens, wall and ceiling insulation, cavity door, would be placed during the Pre-plaster stage

METAL CEILING BATTENS



- Metal ceiling battens are a quality product attached to the bottom of trusses for gyprock to be fixed to
- Material: Steel
- Use: Ceiling area

WALL & CEILING INSULATION



- Earthwool insulation
- Insulation subject to BASIX / Energy Report
- R2.0 Wall insulation (**Classic Range**)
- R2.5 Wall Insulation (**Designer Series**)
- R6.0 Ceiling Insulation (**Designer Series**)



Designer Series insulation is higher grade than our standard inclusion, though depending on your climate zone, orientation and amount of glass upgrades may be required to reach minimum energy requirements

PLASTERBOARD & ACCESSORIES - 1 DELIVERY

- Plasterboard - For Walls & Ceilings
- Plasterboard accessories incl. adhesives, base-coat, and top-coat, fixings
- 6MM Fiber cement sheet or Aquacheck for wet areas in Bath, Laundry, Ensuite
- Cove Cornice

WALLS AND CEILINGS

PLASTERBOARD



- Plasterboard is used as an internal lining in non-wet areas
- Ideal for walls and ceilings, Gyprock plasterboard features Optimised Core technology
- Material: Plasterboard
- Use: Ceilings and internal walls in non-wet areas

BATH & ENSUITES



- 6 mm Fiber Cement Sheet or Aquachek is used for wet areas
- It features a seamless flat surface that is tiled and offers much greater tensile bond strength than plasterboard, providing better tile adhesion
- Material: Fibre Cement
- Use: Internal wall and ceiling lining in wet areas such as bath, laundries, and ensuites

CORNICE: GYPROCK AND MOLDINGS



iBuild supplies quality plasterboard for internal walls and ceilings. Owners may choose from Standard, or opt for square-set ceilings.

- 'Cove' Cornice
- Cornice is a plaster product available in various styles, with the most common being the 'Cove' or curved style
- Gaps are left at the top and bottom of the walls to allow for expansion and are covered with cornice and skirting boards
- Available in a range of styles, sizes, and widths

SECOND FIX - 1 DELIVERY

- Primed MDF Skirting and Architraves
- Hume Primecoat Pre-hung Internal Doors
- Primed Pine Door Jamb Set, Wall mounted doorstops
- Lever Handle passage/passage with privacy to all internal doors
- Recessed flush pull to sliding doors

SKIRTING AND ARCHITRAVES

- Primed MDF skirting boards and architraves offer a range of styles and are painted to suit your colour scheme
- Style: Bullnose, Dar, Splayed, Bevel, or Colonial
- Material: Pine



DAR



BULLNOSE



SINGLE BEVEL



HALF SPLAYED



QLD COLONIAL

INTERNAL DOORS, DOOR FURNITURE AND ROBES

INTERNAL DOORS



- Pre-hung internal doors feature a unique high-density honeycomb core construction, adding a touch of class
- Style: Hume flush panel or colonial panel in Standard Range
- Material: Primecoat MDF
- Use: Internal Door



iBuild offers a flush panel as standard internal door

DOOR HANDLE

- These stylishly designed door furniture and privacy locks are an ideal choice for complementing all interior doors
- Style: Lane range
- Privacy locks for main bedrooms and baths
- Passage locks for remaining doors
- Dummy locks for cupboards
- Lockable cavity sliding pull with lock
- Material: Satin or chrome finished



- Modern Lever (Matt or Gloss)



- Country Lever (Matt or Gloss)



- Cavity Sliding



- Door Stop



iBuild offers a range of quality door furniture, including privacy, passage and cavity sliding sets

ROBES - DELIVERY WITH SECOND FIX

(supplied as per floor plan for designs with an enclosed area of greater than 60 sqm)

- Hume Smart Robe Primecoat Wardrobe Door with wheels fitted to bottom of door & Hardware
- Hume Smartrobe Sliding track and Jamb
- 110 x 18mm 2.7m Primed Pine DAR frame
- 16mm White Melamine Shelving
- 42 x 18mm Finger Jointed DAR Primed Pine Shelf Supports
- White Iron-On Melamine Edging
- White buttons to cover screw heads
- 19mm Chrome Tube Rod, Pillar Centre and Ends

SLIDING ROBE (LINEN) DOORS



- Sliding robe doors feature vinyl panels and aluminum trims, with mirror panels available as an option
- Style: Hume Smartrobe or Corinthian Quickslide
- Trim: Aluminum or colored
- Finish: Vinyl for Standard Range

CAVITY SLIDING DOORS AND TRACKS



- This quick slide door sets are suitable for both hollow-core and solid-core sliding doors and are suitable for doors up to 50kg, 22mm to 35mm thick and up to 915mm in width
- Complete with tracks and fittings
- Easily adjustable anti-bounce door stops
- Use: lounge room, hall ways, bedrooms, laundry, and garages
- Material: Aluminium



Final Kit

2 Deliveries (1 for Front of wall items, 1 for Kitchen joinery)

Note this is fully customizable with customer to confirm all selections

- White Vanity Unit + Basin, Flick mixers
- White preform Acrylic Shower Base, Chrome Tap Set & Shower Arm
- Ceramic WC Pan, Cistern
- Steel Bowl Kitchen Sink & Kitchen Sink Mixer
- Chrome Toilet Roll Holder
- Chrome Double Towel Rail
- Stainless Steel Laundry Cabinet & Bowl, Chrome Tap Set Chrome & Laundry Arm
- Chrome Washing Machine Tap set
- Stainless Steel Electric Multi Function U/Bench Oven
- Stainless Steel Cooktop Solid Electric
- Rangehood (Only supplied if overhead cupboards shown on plan)
- Kitchen Cabinets (overhead cabinets supplied as per floor plan for designs with an enclosed area of greater than 60 sqm)
- Doors (MDF with thermal vinyl coating) including 1 set 4 drawers, Cut to Measure Benchtop
- Soft Close Hardware, Handles, Hinges, Runners, Legs, Panels And Kickboards, Cutlery cabinet

KITCHEN

KITCHEN

Our Standard Inclusions have been chosen for quality and accessibility while remaining cost-effective. All items can be upgraded post-contract by paying the Bunnings List price difference. Items have a very modern and stylish look to complement any home.

KITCHEN MIXER AND SINK



- Offering a sturdy steel construction and a strainer basket, this sink is guaranteed to provide long lasting performance in any household
- Items: Estilo Single Bowl Sink With Drainer Left Hand Bowl




- Combining functionality with a modern stainless steel design, Estilo's left-hand sink includes two bowls and drainer suitable for any kitchen
- Items: Estilo 1 And 3/4 Bowl Sink Drainer Left Hand Bowl



- This sleek and contemporary vege spray coil sink mixer brings both style and practicality to any modern kitchen
- Featuring Watermark and WELS Certification
- Items: Estilo 35mm Chrome Side Pin Lever Coil Tall Vege Spray Sink Mixer - WELS 5 Star 6L/min

KITCHEN APPLIANCES



- Bellini 60cm oven and ceramic stovetop (electric)
- Bellini 60cm stainless steel canopy rangehood

CABINETRY



- Kaboodle kitchens are renowned for their quality and style
- They feature a white gloss laminate benchtops for strength, durability, and a refined finish
- Items: Flat pack kitchen (PC allowance as per design)
- Finish: White Gloss Laminate for cabinet doors and benchtop finishes upon request



Kaboodle Kitchens offers a a lifetime structural warranty on cabinet carcasses and a 10 year warranty on all cabinets, hinges, drawer runners, handles, doors, panels and laminate benchtops



You have the freedom to customise your spaces as much as you like. Please feel free to **discuss** your dream kitchen with our team to see what we can do.

LAUNDRY

LAUNDRY



- Comes with a sleek stainless steel square bowl
- Items: Everhard 30L Classic Laundry Unit



- Items: Estilo 35mm Chrome Lever Sink Mixer - WELS 4 Star 7.5L/min



- Items: Kinetic 20mm Chrome Washing Machine Stop

BATH



TAPWARE



Kinetic 15mm Chrome
Mini Cistern Cock

- The Mondella Resonance range of quality mixers and tapware brings stylish practicality to any bath
- Fitted with approved water saving devices
- Items: Mondella Resonance Chrome Pin Lever Shower Tap Set
- Finish: Chrome



Mondella Chrome Resonance
Pin Side Lever Basin Mixer



Mondella Resonance Chrome
Pin Lever Shower Tap Set



Mondella Chrome Resonance
Pin Lever Bath Set - Chrome

TOILET



- With the new rimless pan on the concerto back-to-wall toilet suite, cleaning is much easier as water is dispersed around the entirety of the bowl giving a more consistent flush and thereby limiting areas where germs can build up
- Items: Mondella Concerto Back To Wall Rimless Toilet Suite

VANITY



- The Tonic vanity is a highly versatile bath vanity available in wall hung or full height and a range of popular sizes
- Items: Cibo White Tonic Full Height Vanity
- Available in white or coast veneer

DROP-IN BATH



- A white square drop-in bath with fibreglass reinforcing.
- Finish: Acrylic bath with gloss finish
- Items: Mondella acrylic bath.



LUXURY CHOICES

Quality brands such as Mondella, Cibo, Estilo, Bellini offer affordable luxury choices



FREEDOM OF CHOICE

You have the freedom to customise your spaces as much as you like. Please feel free to *discuss* your dream bathrooms and kitchen with our team to see what we can do.



BATHROOM ACCESSORIES



- Mondella Resonance Toilet Paper Holder



- Mondella 60cm Chrome Resonance Double Towel Bar





Floor Kit (optional)

FLOOR KIT (FOR RAISED FLOORS)

Floor - 1 Delivery

- Timber or Steel bearer & joist system designed and certified by engineer
- Yellow/Red-tongue Sheeting
- Floor Adhesive
- Merbau Hardwood Decking

General

- iBuild standard floor plan, elevation plan and section plan, as well as a complimentary site plan if client provides acceptable land survey and other information pertinent to location and orientation
- Energy report assessment under the Deemed to Satisfy Provisions of Building Code of Australia or Performance Provisions (extra \$300)



Sub-Floor

- iBuild offers the choice of slab or raised floor. We supply steel or sub-floor bearers and joists for longevity with flooring

Raised floors are ideal for:

- sloping sites where earthworks would be excessive
- maximizing views and breezes
- areas with flood zone overlays
- areas with unstable soil classifications
- Owner-builders reducing their trade costs
- rural areas where concrete is very expensive

TIMBER SUB-FLOOR

BEARERS AND JOISTS


- Bearer and Joist structural timber members of the Sub-floor
- Product dimensions: depending on engineering requirements
- Material: Timber



Timber Construction is a more conventional method of construction in Australia and offers a more efficient and cost - effective option which requires more onsite handling, assembly and cutting of products as they are in stick format / loose items


YELLOW/RED TONGUE PARTICLE BOARD

- Yellow / Red tongue Particle Board is renowned for its high strength, stability and protection.
- For high bush-fire areas, AAC concrete flooring may be used
- Material: structural-grade particle board



VERANDAS DECKINGS AND POSTS

HARDWOOD TIMBER DECKING



- Merbau or equivalent decking is used for the veranda flooring and runs down the side of the deck to box it in. It is a hard wearing product with BAL 40 bushfire rating
- Material: hardwood
- Upgrade to Spotted Gum decking available

VERANDA BEAMS AND RAFTERS



- Timber is used for external above-ground structural applications, treated to protect against moderate decay, borers, and termites
- Common uses include rafters, beams, and decking sub-floors
- Material: timber
- Structural grades: MGP10

HARDWOOD MERBAU/KWILA POSTS



- Merbau posts feature naturally subtle colorations and are incredibly strong and durable timber with sufficient fire resistance to meet Australian Standards
- Upgrade to Spotted Gum posts is available
- Material: Merbau hardwood


UNDER-FLOOR INSULATION (OPTIONAL)



- Foilboard or bulk insulation is an EPS product and is primarily used as a cost-effective under-floor insulation
- Not only does it insulate well, it looks great—perfect for high-set homes
- Insulation batts ensure your home remains cool in summer and warm in winter
- Style: Knauf Earthwool
- Rating: R2.0



iBuild supply Merbau hardwood decking (suitable for bushfire areas) and 90mm Merbau laminated posts



Adjustable Steel Stump Kit (optional)

ADJUSTABLE STEEL STUMP KIT



- Adjustable stump top connectors, top plates, base plates
- 90 x 90 Post
- Easy to Install
- Easy to adjustment via turning of a nut
- Post up to 1m

STEEL STUMP TOP PLATES



L-SHAPED TOP PLATE

- M30 Thread
- 7mm screw Holes
- 6mm Thick Plate
- 125mm H x 80mm L x 140mm W



T-shaped Top Plate

- M30 Thread
- 14mm bolt Holes
- 10mm Thick Plate
- 200mm x 90mm standard flat plate

STEEL STUMP BASE PLATE



STUMP BASE PLATE - 2 HOLES


- 90mm x 90mm Post
- Posts sit inside and easy to attach with 4 Tek screws
- 14mm bolt Holes
- 8mm Base Plate and 3mm Sleeve
- Size: 180mm x 105mm x 80mm



STUMP BASE PLATE - 4 HOLES

- 90mm x 90mm Post
- Posts sit inside and easy to attach with 4 Tek screws
- 14mm bolt Holes
- 12mm Base Plate and 2mm Sleeve Thickness
- Size: 180mm x 180mm x 80mm

ADJUSTABLE STEEL STUMP TOP CONNECTORS





- Hot Dipped Galvanised
- No Welding required
- Easy to securities with 4 Tek screws
- Suits 90mm SHS
- 10mm top plate
- 30mm thread
- The nut is rotatable



Note: All components of the adjustable steel stump kit are hot dip galvanised and certified to Australian Standards

CLIENT TESTIMONIAL



BUNNINGS PARTNERSHIP



Why Bunnings?

We work only with suppliers who share our unwavering commitment to excellence. Among these, Bunnings is one of Australia's most trusted household names, known for its extensive product range, competitive pricing, and outstanding customer service.

Bunnings offers reliable warranties and guarantees long-term product availability, providing peace of mind for years to come. This ensures that your build will stand the test of time, with support that lasts well beyond completion.

REPUTABLE SUPPLIERS



Colorbond®

Caroma *inspire*



DOWELL
Windows • Doors



Beyond Bunnings – A Network of Trusted Suppliers

While Bunnings is a key partner, iBuild also works closely with a broader network of leading suppliers across Australia. This ensures that every material – from structural components to interior finishes – meets our exacting standards.

By sourcing from multiple reputable partners, we enhance supply chain reliability, material quality, and product diversity. This network enables us to uphold our commitment to excellence at every stage of your home-building journey – from design to delivery.

DISCLAIMER

Every effort has been made to ensure the accuracy of all details within this publication; however, no warranty can be given by the business or its agents regarding the accuracy, adequacy, or completeness of any information presented in the publication. Intending purchasers should make their own inspections and enquiries. Photographs or artist impressions are for presentation purposes only and are indicative only. To the extent permitted by law, any condition or warranty which would otherwise be implied into these terms and conditions is hereby excluded. iBuild Building Solutions accepts no responsibility for any loss, damage, cost, or expense (whether direct or indirect) suffered or incurred by you as a result of or in connection with your use of this publication or any linked publication or your reliance on any information contained or accessed through this publication. This disclaimer does not attempt or purport to exclude liability arising under statute or law if, and to the extent, such liability cannot be lawfully excluded. All information within this publication is subject to change without notice.

BUILDTM
Building Solutions

**MULTI-AWARD
WINNING
BUSINESS**

**59TH
AUSTRALIAN
Export &
Investment
Awards**

GOVERNOR OF VICTORIA
**EXPORT
AWARDS
2021**
GLOBAL VICTORIA

HUME CITY COUNCIL
**HUME
BUSINESS
AWARDS
2021**

AS FEATURED IN

**9
NEWS**

ABC

**THE
AGE**

**The Sydney
Morning Herald**

**AUSTRALIAN
FINANCIAL REVIEW**

**ARCHITECTURE
DESIGN**

BUILDTM
Building Solutions

5A Hartnett Drive, Mulgrave Vic 3170
1800 679 268 | www.i-build.com.au
Australia's Most Trusted & Awarded Kit Home Supplier

35