



















iBuild Model	Critical Information	Size (m2)	Living	Veranda	  	Supply of Modular Unit (excl. GST)	Supply of Modular Unit (incl. GST)
1 BEDROOM	Critical Information	(m2)	LV	V	  	Supply of Modular Unit (excl. GST)	Supply of Modular Unit (incl. GST)
INSTANTSLIDE T111S	20 Ft InstantSlide Unit Granny Flat, Cabin Length: 6.056 m Width: 4.0 m Minimum Ceiling Height: 2.4 m Maximum Ceiling Height: 2.55m 6 - 8 tonnes	24	24	0	1 1 1	\$50,400	\$55,440
2 BEDROOM	Critical Information	(m2)	LV	V	  	Supply of Modular Unit (excl. GST)	Supply of Modular Unit (incl. GST)
BUTTERFLY T211	20 Ft Butterfly Expandable Home Granny Flat, Cabin Length: 6.056 m Width: 6.774 m Minimum Ceiling Height: 2.5m Maximum Ceiling Height: 2.9m 8 - 10 tonnes	42	42	0	2 1 1	\$68,900	\$75,790
BUTTERFLY T211H	40 Ft Single Wing Expandable Unit Granny Flat, Cabin Length: 12.1 m Width: 4.6 m Minimum Ceiling Height: 2.5m Maximum Ceiling Height: 2.9m 10 - 12 tonnes	56	56	0	2 1 1	\$83,760	\$92,140
BUTTERFLY T221H	40 Ft Single Wing Expandable Home Granny Flat, Cabin Length: 12.1 m Width: 4.6 m Minimum Ceiling Height: 2.5m Maximum Ceiling Height: 2.9m 10 -12 tonnes	56	56	0	2 2 1	\$86,860	\$95,550
3 BEDROOM	Critical Information	(m2)	LV	V	  	Supply of Modular Unit (excl. GST)	Supply of Modular Unit (incl. GST)
BUTTERFLY T311	40 Ft Butterfly Expandable Home Modular Transportable Home Length: 12.1 m Width: 6.774 m Minimum Ceiling Height: 2.5m Maximum Ceiling Height: 2.9m 14 - 16 tonnes	82	82	0	3 1 1	\$99,160	\$109,080
4 BEDROOM	Critical Information	(m2)	LV	V	  	Supply of Modular Unit (excl. GST)	Supply of Modular Unit (incl. GST)
BUTTERFLY T421	40&20 Ft Butterfly Expandable Home Modular Transportable Home Length: 12.1 m Width: 13.55 m Minimum Ceiling Height: 2.5m Maximum Ceiling Height: 2.9m 22 - 24 tonnes	123	123	0	4 2 1	\$158,070	\$173,880
WORK ACCOMODATION	Critical Information	(m2)	LV	V	  	Supply of Modular Unit (excl. GST)	Supply of Modular Unit (incl. GST)
INSTANTSLIDE W220S	20 Ft Instantslide Unit Granny Flat, Cabin, Worker Accommodation	24	24	0	2 2 0	\$48,440	\$53,280
INSTANTSLIDE W440S	40 Ft Instantslide Unit Worker Accommodation, Cabin Length: 12.1 m Width: 4.0 m Minimum Ceiling Height: 2.4m Maximum Ceiling Height: 2.55 m 11 - 13 tonnes	48	48	0	4 4 0	\$77,590	\$85,350

iBuild Model	Critical Information	Size (m2)	Living	Veranda				Supply of Modular Unit (excl. GST)	Supply of Modular Unit (incl. GST)
BUTTERFLY W440	40 Ft Butterfly Expandable Unit Worker Accommodation, Cabin Length: 12.1 m Width: 6.774 m Minimum Ceiling Height: 2.5m Maximum Ceiling Height: 2.9m 14 - 16 tonnes	82	82	0	4	4	0	\$119,560	\$131,520
BUTTERFLY W660	40 Ft Butterfly Expandable Unit Worker Accommodation, Cabin Length: 12.1 m Width: 6.774 m Minimum Ceiling Height: 2.5m Maximum Ceiling Height: 2.9m 14 - 16 tonnes	82	82	0	6	6	0	\$125,020	\$137,520
W840	40 Ft Butterfly Expandable Unit Worker Accommodation, Cabin Length: 12.1 m Width: 6.774 m Minimum Ceiling Height: 2.5m Maximum Ceiling Height: 2.9m 14 - 16 tonnes	82	82	0	8	4	0	\$120,730	\$132,800
OFFICES	Critical Information	(m2)	LV	Common Room				Supply of Modular Unit (excl. GST)	Supply of Modular Unit (incl. GST)
C211	40 Ft Butterfly Expandable Office Modular Transportable Building Length: 12.1 m Width: 6.774 m Minimum Ceiling Height: 2.5m Maximum Ceiling Height: 2.9m 13 - 15 ton	82	82	1	2	1	0	\$112,420	\$123,660
O221	40 Ft Butterfly Expandable Office Modular Transportable Building Length: 12.1 m Width: 6.774 m Minimum Ceiling Height: 2.5m Maximum Ceiling Height: 2.9m 13 - 15 ton	82	82	2	1	2	1	\$102,840	\$113,120

Notes:

1. Modular - Homes with kitchen and bathrooms fully installed at factory. Cyclone wind rating and BAL-Low. For any specific wind rating and bushfire attack level requirements, please contact us.
2. The price estimation includes GST and is subject to change without notice. The indicative price includes delivery to 5 major ports. But it does not include delivery costs from the Port to customer's premises.
3. Please refer to our Standard Inclusions for spec details.
4. Labour & construction cost estimation is a general guide only. Site specific conditions may significantly impact the actual cost.
5. iBuild may be able to arrange an affiliated builder to assemble and install for our clients. Alternatively, clients can arrange assembly as owner builder or via a licensed builder.
6. Clients need to make allowance for compliance and council approval costs such as land survey, soil test, planning permit, and building permit.